

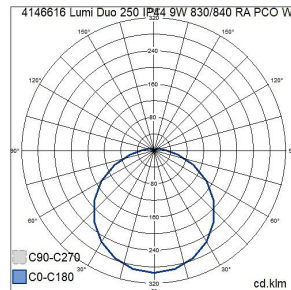
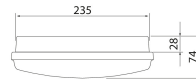
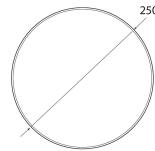


# Lumi Duo

## 250 IP44 9W 830/840 RA PCO WH

Lumi Duo is a versatile and adjustable general lighting range that allows you to select the colour temperature and power. You can select the most suitable model from several size and control options. The Lumi Duo luminaire offers excellent resistance to cold temperatures, down to -30 °C. It is suitable for wall and ceiling mounting in public indoor and outdoor spaces, and in corridors, staircases and wet spaces in residential buildings. These impact-resistant luminaires are suitable for surface and semi-recessed mounting, with an installation bracket included in the delivery. They are quick to mount, thanks to the easy diffuser installation mechanism and LEDs that are located on the luminaire edge. The luminaire, with its screwless connector, is suitable for surface wiring and linking. A white decorative frame is available as an accessory.

Lumi Duo Sensor luminaire 5W/500lm 9W/750lm 3000K/4000K No dim; IP44; IK10; Protection cl. II; L70B50 50000h; LED not exchangeable; Lamp included; CRI>80; SDCM3; Suitable for through wiring; 4x2.5mm<sup>2</sup>; Housing Plastic; Colour wh; Cover Plastic, opal; Movement sensor; C16 max. 158



250 IP44 9W 830/840 RA PCO WH			
PRODUCT CODE	CODE	KG	PRODUCT FAMILY
4146616	A1LUMD	0.517	Lumi Duo

Mounting	
Suitable for wall mounting	Yes
Suitable for suspended mounting	No
Suitable for ceiling mounting	Yes
Suitable for recessed mounting	Yes
Suitable for surface mounting	Yes
Suitable for light line configuration	No
Suitable for clamp-mounting	No
Fit for workplace acc. EN 12464-1	No
Degree of protection (IP)	IP44
Degree of protection (IP), rear side	IP44
Degree of protection (IP), front side	IP44
Max. number of luminaires per miniature circuit breaker C10 (MCB)	94
Max. number of luminaires per miniature circuit breaker B16	94
Max. number of luminaires per miniature circuit breaker C16	158
Impact strength	IK10
Luminaire with limited surface temperature, class "D" in acc. with EN 60598-2-24	Yes
Suitable for emergency lighting	No
Emergency function monitoring system	None
Luminaire may be covered with thermally insulating material	No
Type of wiring	Suitable for through wiring
Number of poles	4
Conductor cross section (mm <sup>2</sup> )	2.5
Connection type	Screwless terminal
Connectable conductor cross section (min) (mm <sup>2</sup> )	1.5
Connectable conductor cross section (max) (mm <sup>2</sup> )	2.5
Quantity of luminaires for MCB C16:	158
Quantity of luminaires for MCB B16:	94

Structure	
With mounting material	Yes
Lamp type	LED not exchangeable
Light source included	Yes
Suitable for number of lamps	1
Lamp holder	Other
Housing material	Plastic
Housing surface protection	Plastic-coated
Housing colour	White
Cover material	Plastic, opal
Type of grid	None
Control gear included	Yes
Exchangeable control gear	Yes
Energy efficiency class of light source according to EU regulation 2019/2015	E
Containing product according to 2019/2020/EU	Yes
Emergency power supply system	None
Emergency power supply integrated	No
With switch	No
With air slots	No
Filament test according to IEC 60695-2-11	650 °C - 30 s

Dimming and control	
Dimmable	No
Dimming 0-10 V	No
Dimming 1-10 V	No
Dimming DALI	No
Dimming DALI-2	No
Dimming DMX	No
Dimming DSI	No
Dimming LineSwitch	No
Dimming manufacturer's proprietary system	No
Dimming mains voltage modulation	No
Dimming trailing edge	No
Dimming leading edge	No
Dimming programmable	No
Dimming potentiometer (integrated)	No
Dimming RF	No
Dimming Sine Wave Reduction	No
Dimming Touch and Dim	No
Dimming Zigbee	No
Dimming with push-button	No
No dimming function	Yes
With presence indicator	No
With movement sensor	Yes
Movement sensor/presence detector technology	Ultrasonic
With light sensor	Yes
Constant luminous flux control	No
Bluetooth operated	No
Compatible with Casambi	No
Compatible with Apple HomeKit	No
Compatible with Google Assistant	No
Compatible with Amazon Alexa	No
IFTTT support available	No

Photometric data	
Light distributor	Diffuser lens/optic/panel
Light sharing	Symmetric
Beam angle	Open beam
Colour consistency (McAdam ellipse)	SDCM3
Light outlet	Direct
Rated luminous flux according to IEC 62722-2-1 (min) (lm)	500
Rated luminous flux according to IEC 62722-2-1 (max) (lm)	750
Colour of light (alphanumeric)	White
Effective luminous flux (lm)	750
Colour temperature (min) (K)	3000
Colour temperature (max) (K)	4000
Flickering value Pst LM	1
Colour rendering index (CRI/Ra)	80-89
Stroboscope effect value SVM	0.4
Photobiological safety according to EN 62471	RG0
Unified Glare Rating (UGR)	22
Colour temperature switchable	Discrete positions
Lumen setting adjustable	Positions
Beam angle adjustable	No

Lifetime and capacity	
Rated life time L70/B50 at 25 °C (h)	50000
Rated life time L80/B50 at 25 °C	35000
Lumen maintenance at median useful life of 35,000 hrs at 25 °C ambient (tq) (%)	80
Lumen maintenance at median useful life of 50,000 hrs at 25 °C ambient (tq) (%)	70
Failure rate at median useful life of 35,000 hrs at 25 °C ambient (tq) (%)	5
Failure rate at median useful life of 50,000 hrs at 25 °C ambient (tq) (%)	10
Rated ambient temperature acc. IEC62722-2-1 (min) (°C)	-20
Rated ambient temperature acc. IEC62722-2-1 (max) (°C)	25

Measurements	
Width (mm)	250
Height/depth (mm)	74
Length (mm)	250
Outer diameter (mm)	250
Built-in height/depth (mm)	85
Built-in diameter (mm)	240

Electrotechnical data	
Voltage type	AC
Nominal voltage (min) (V)	220
Nominal voltage (max) (V)	240
Nominal current (min) (mA)	180
Nominal current (max) (mA)	315
Type of control gear	LED operating device current-controlled
Protection class according to IEC 61140	II
Suitable for lamp power (min) (W)	5
Suitable for lamp power (max) (W)	9
Luminaire efficacy (min) (lm/W)	83
Luminaire efficacy (max) (lm/W)	100
Maximum system power (W)	9
Luminaire efficacy (lm/W)	83
Power factor	0.9
Total harmonic distortion (THD) (%)	15
Total harmonic distortion	15