



-O-
5 x 2,5

IP43



IP20
IP43

Carol 190 IP43 10W/840 GLO WH

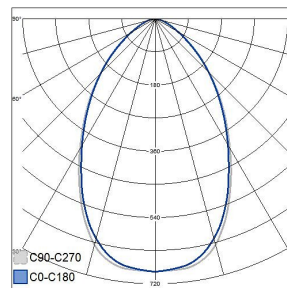
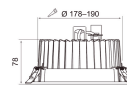
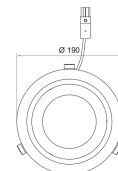
A downlight range designed for corridors and lobbies in public buildings. An extensive, high-quality selection that offers a choice of three different sizes. Integrated LED, colour temperatures of 3000 K and 4000 K. Available as on/off and Dali models. Glossy reflector. Recessed mounting on a ceiling.

Carol Downlight 10W 4000K 1000lm Beam angle Wide beam 40-80°; No dim; IP43; Protection cl. II; LED not exchangeable; CRI>80; SDCM3; Suitable for through wiring; 5x2.5mm²; Housing al; Colour wh; Cover Glass opal



190 IP43 10W/840 GLO WH

PRODUCT CODE	CODE	KG	PRODUCT FAMILY
4146571	A1CAAF	1 kg	Carol



Mounting	
Suitable for surface mounting	No
Suitable for recessed mounting	Yes
Suitable for wall mounting	No
Suitable for suspended mounting	No
Suitable for ceiling mounting	Yes
Suitable for traverse mounting	No
Suitable for pedestal/floor mounting	No
Suitable for light-track mounting	No
Suitable for clamp-mounting	No
Suitable for low voltage cable system	No
Degree of protection (IP)	IP43
Degree of protection (IP), rear side	IP20
Degree of protection (IP), front side	IP43
Emergency function monitoring system	None
Type of wiring	Suitable for through wiring
Number of poles	5
Conductor cross section (mm ²)	2.5
Connectable conductor cross section (min) (mm ²)	0.75
Connectable conductor cross section (max) (mm ²)	2.5
Connection type	Screwless terminal
Luminaire with limited surface temperature, class "D" in acc. with EN 60598-2-24	No
Max. number of luminaires per miniature circuit breaker B16	80
Max. number of luminaires per miniature circuit breaker C16	136
Fit for workplace acc. EN 12464-1	No
Luminaire may be covered with thermally insulating material	No
Quantity of luminaires for MCB C16:	136
Quantity of luminaires for MCB B16:	80

Structure	
Adjustability	Not adjustable
Lamp type	LED not exchangeable
Light source included	Yes
Suitable for number of lamps	1
Lamp holder	Other
Housing material	Aluminium
Surface protection	Powder coating
Housing colour	White
Cover material	Glass opal
Surface brushed	No
Control gear included	Yes
Exchangeable control gear	Yes
Reflector	High-gloss
Reflector colour	Silver
Energy efficiency class of light source according to EU regulation 2019/2015	D
Containing product according to 2019/2020/EU	Yes
Emergency power supply system	None
Emergency power supply integrated	No
Filament test according to IEC 60695-2-11	650 °C - 30 s

Dimming and control	
With movement sensor	No
With presence indicator	No
With light sensor	No
Dimmable	No
Dimming 0-10 V	No
Dimming 1-10 V	No
Dimming DALI-2	No
Dimming DALI	No
Dimming DMX	No
Dimming DSI	No
Dimming potentiometer (integrated)	No
Dimming LineSwitch	No
Dimming manufacturer's proprietary system	No
Dimming mains voltage modulation	No
Dimming trailing edge	No
Dimming leading edge	No
Dimming programmable	No
Dimming RF	No
Dimming Sine Wave Reduction	No
Dimming Touch and Dim	No
Dimming Zigbee	No
Dimming with push-button	No
No dimming function	Yes
Constant luminous flux control	No
IFTTT support available	No
Compatible with Apple HomeKit	No
Bluetooth operated	No
Compatible with Google Assistant	No
Compatible with Casambi	No
Compatible with Amazon Alexa	No

Photometric data	
Light distributor	Reflector
Light sharing	Symmetric
Beam angle	Wide beam 40-80°
Light outlet	Direct
Colour of light (alphanumeric)	White
Colour temperature (min) (K)	4000
Colour temperature (max) (K)	4000
Colour temperature switchable	No
Colour rendering index (CRI/Ra)	80-89
Luminous flux (min) (lm)	1000
Luminous flux (max) (lm)	1000
Effective luminous flux (lm)	1000
Rated luminous flux according to IEC 62722-2-1 (min) (lm)	1000
Rated luminous flux according to IEC 62722-2-1 (max) (lm)	1000
Lumen setting adjustable	No
Flickering value Pst LM	5
Beam angle adjustable	No
Stroboscope effect value SVM	1
Photobiological safety according to EN 62471	RG0
Colour consistency (McAdam ellipse)	SDCM3

Lifetime and capacity	
Rated life time L70/B50 at 25 °C (h)	100000
Rated life time L80/B50 at 25 °C	80000
Lumen maintenance at median useful life of 35,000 hrs at 25 °C ambient (tq) (%)	90
Lumen maintenance at median useful life of 50,000 hrs at 25 °C ambient (tq) (%)	85
Lumen maintenance at median useful life of 100,000 hr at 25 °C ambient (tq)	70
Failure rate at median useful life of 35,000 hrs at 25 °C ambient (tq) (%)	5
Failure rate at median useful life of 50,000 hrs at 25 °C ambient (tq) (%)	10
Failure rate at median useful life of 100,000 hrs at 25 °C ambient (tq)	10
Rated ambient temperature acc. IEC62722-2-1 (min) (°C)	0
Rated ambient temperature acc. IEC62722-2-1 (max) (°C)	25

Measurements	
Length (mm)	190
Width (mm)	190
Height/depth (mm)	78
Outer diameter (mm)	190
Built-in length (mm)	178
Built-in width (mm)	178
Built-in height/depth (mm)	200
Recess diameter (min) (mm)	178
Recess diameter (max) (mm)	190

Electrotechnical data	
Voltage type	AC
Nominal voltage (min) (V)	220
Nominal voltage (max) (V)	240
Nominal current (min) (mA)	250
Nominal current (max) (mA)	250
Type of control gear	LED operating device current-controlled
Total harmonic distortion (THD) (%)	10
Total harmonic distortion	10
Protection class according to IEC 61140	II
Suitable for lamp power (min) (W)	10
Suitable for lamp power (max) (W)	10
Maximum system power (W)	10
Luminaire efficacy (min) (lm/W)	100
Luminaire efficacy (max) (lm/W)	100
Power factor	0.9
Luminaire efficacy (lm/W)	100